







*Data as of February 2024

Screening Program	Indicator	Target	Previous Performance		Current Performance	Overall Performance Scorecard
ColonCancerCheck	Participation Rate	>75%	60.4%		60.2%	
	Abnormal Test with no follow-up within 6 months	<18%	10.7%		8.9%	
	Wait Time between abnormal FIT and referral for colonoscopy	N/A	59 days		53 days	
Ontario Breast Cancer Screening	Participation Rate	70%	60.7%		60.9%	
Ontario Cervical Cancer Screening	Participation Rate	85%	53.0%		54.0%	
	High grade test no follow-up within 6 months	<10%	15.0%		15.1%	